

SAFETY AND SCHOOL ENVIRONMENT

Non-CSAP Course Offerings

Your School Offers	does	does not
• art.....	<input checked="" type="checkbox"/>	<input type="checkbox"/>
• drama or theater.....	<input checked="" type="checkbox"/>	<input type="checkbox"/>
• music.....	<input checked="" type="checkbox"/>	<input type="checkbox"/>
• physical education.....	<input checked="" type="checkbox"/>	<input type="checkbox"/>
• opportunity for civic or community engagement.....	<input checked="" type="checkbox"/>	<input type="checkbox"/>
• internet safety program.....	<input type="checkbox"/>	<input checked="" type="checkbox"/>
• International Baccalaureate.....	<input type="checkbox"/>	<input checked="" type="checkbox"/>
• extracurricular activities.....	<input checked="" type="checkbox"/>	<input type="checkbox"/>
• athletics.....	<input checked="" type="checkbox"/>	<input type="checkbox"/>
• career and technical education.....	<input checked="" type="checkbox"/>	<input type="checkbox"/>
• advanced placement.....	<input type="checkbox"/>	<input checked="" type="checkbox"/>
• honors.....	<input type="checkbox"/>	<input checked="" type="checkbox"/>

Safety and Discipline

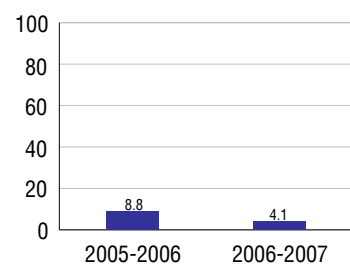
Safe schools are a top priority for parents, teachers, and communities. Your school safety and discipline record for the 2007-2008 school year is:

Type of Incident	Number of Incidents Reported	Percent of Total Incidents
Substance Abuse - Drugs		
Substance Abuse - Alcohol		
Substance Abuse - Tobacco		
Felony Assaults		
Fights		
Possession of Dangerous Weapons		
Other Violations Code of Conduct		

Student Attendance and School Calendar

2007-2008	Your School
Enrollment	187
Average Daily Attendance	159
Student Dropouts	4.1%

Dropout Rate



Student Information Over Time

	2005-2006	2006-2007	2007-2008
Student Enrollment Stability	67.1%	80.2%	65.8%
Students Eligible for Free and Reduced Lunch	40.6 %	55.5 %	50.3 %

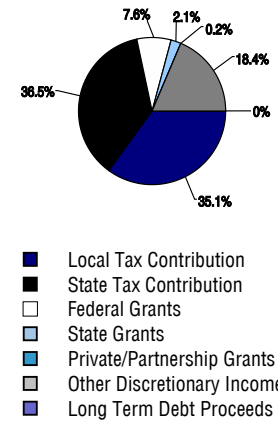
For more information and further details about this report, visit www.state.co.us/schools
 Colorado Department of Education, 201 East Colfax Ave. Denver, CO 80203
Community Prep Charter School
 1010/1885/H
 332 East Willamette Avenue . Colorado Springs, CO 80903 . 719-227-8836
 02/25/2009

DISTRICT TAXPAYER'S REPORT

Sources of School District Revenue 2007

Local Tax Contribution	\$113,583,627
State Tax Contribution	118,186,780
Federal Grants	24,713,529
State Grants	6,766,930
Private/Partnership Grants	620,835
Other Discretionary Income	59,748,276
Total District Operating Revenue	\$323,619,977
Long Term Debt Proceeds	226,133
Total District Revenue	\$323,846,110
Total District Operating Revenue Per Pupil =	\$11,281
Total District Revenue Per Pupil (Including Long Term Debt) =	\$11,289
District Per Pupil Operating Revenue =	\$5,934
State Average Per Pupil Operating Revenue =	\$6,080

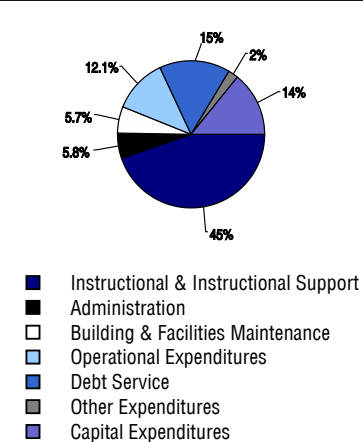
District Source of Funds 2007



District Use of Funds 2007

Instructional & Instructional Support	\$182,554,407
Administration	23,654,864
Building & Facilities Maintenance	23,340,275
Operational Expenditures	49,414,159
Debt Service	63,437,095
Other Expenditures	8,971,654
Total District Operating Expenditures	\$351,372,454
Capital Expenditures	58,096,235
Total District Use of Funds	\$409,468,689

District Use of Funds 2007



District Debt and Capital Construction & Equipment

Total Outstanding Bonded Debt	\$205,519,973
Average Annual Percentage Interest Rate on Debt	5.28%
Amount Raised from Most Recent Bond	\$131,700,000
Amount Spent on New Buildings During Last 2 Years	\$31,201,211

Accreditation

Accreditation is Colorado's primary accountability system, incorporating achievement levels, academic growth, achievement gaps, post-secondary readiness, improvement planning, and compliance. The state accredits districts and districts accredit individual schools.

District Accreditation Status for the 2007-2008 school year:

Voter Approved Funding Changes

Your community did /did not hold an election in November 2006


The following items have been approved by voters:

TABOR Override

Bond

Mill Levy Increase

COMMUNITY PREP CHARTER SCHOOL



COLORADO SPRINGS 11

Charter

<http://www.cssd11.k12.co.us/>

**School Accountability Report
2007-2008 School Year**

School Performance Summary

Overall Academic Performance on State Assessments

Alternative Education Campus

Academic Growth of Students

Alternative Education Campus

Overall Academic Performance on State Assessments

Each school in the State received a rating of "Excellent", "High", "Average", "Low", or "Unsatisfactory" for student academic performance based on 2007-2008 CSAP and COACT results. The rating is calculated using weighted percentages of each CSAP proficiency level for all content area and grade results for the school, as well as average COACT Reading, Writing, and Math Grade 11 results.

Academic Growth of Students

Each school in the State received a rating of "Low", "Typical", or "High" for student academic growth based on CSAP results. The calculation method is new for 2007-2008. The rating is calculated using student percentile scores matched over two years. More information about the Overall Academic Performance rating and Academic Growth of Students calculations can be found here: http://www.cde.state.co.us/cdeassess/SAR_Info.html.

Percent Proficient and Advanced for High Grades for All Content Areas

Unavailable

STUDENT PERFORMANCE

These graphs show the percent Proficient and Advanced trends over the past three years for Reading, Writing, and Math. Results are presented for the entire school for all reported grades as well as for different subgroups. Note: * indicates any group with less than 16 student results to be reported.

Reading

Unavailable

Writing

Unavailable

Math

Unavailable

SCHOOL INFORMATION

School Pride (as submitted by your district)

- Character Education Class
- Advanced Leadership class when pass charter ed. Class
- co-ed athletics
- academic and attendance rewards

School Goals (as submitted by your district)

Information Not Provided

No Child Left Behind - Adequate Yearly Progress

Did your school make AYP in reading?	No	Math?	No
Did your school make the graduation rate targets?	No		
How many targets does your school have?	9	Met?	6

Based on this school's academic performance, your child may be eligible for one or more of the following; ask your school if your child qualifies for:

Extra academic instruction either before or after-school, or in the summer
Mentoring

For additional information regarding Adequate Yearly Progress please visit
<http://www.cde.state.co.us/FedPrograms/ayp/index.asp>

ABOUT OUR STAFF

School Employment

Each year, your district reports to the Colorado Department of Education on the number of adults who work in your school, as well as the type of work they do. Last year, your school employed:

	Your School		District	
	Full Time	Part Time	Full Time	Part Time
Teachers	11	1	1790	87
Paraprofessionals	1	0	580	35
Administrators	2	0	157	9
Other Professionals	7	7	260	83
School Support	0	0	678	314
School Counselors	0	0	41	4
School Librarians	0	0	58	4
Total Staff	29		4082	

Students per Teacher Ratio

	Student Enrollment	Students per Teacher
Grade 9	7	1.8
Grade 10	43	10.8
Grade 11	43	10.8
Grade 12	94	69.6

Professional Experience of Teachers

	Your School	District
Average years of teaching experience	12	9
Percent of teachers teaching in the subject in which they received their degree	33%	66%
Number of teachers with Masters or Doctoral degrees	3	1100
Teachers with 3 years or more of teaching experience	10	1314
Teachers with less than 3 years of teaching experience	2	563
Number of professional development days	5	8

Salaries

	Your School	District	State
Average Teacher Salary	\$29,369	\$46,064	\$47,494
Average Administrator Salary	\$53,374	\$79,793	\$80,444

Principal: Victoria Leaf

Number of years as Principal at this school: 5

Number of years as Principal at any school: 5