

SAFETY AND SCHOOL ENVIRONMENT

Non-CSAP Course Offerings

Your School Offers	does	does not
• art.....	<input checked="" type="checkbox"/>	<input type="checkbox"/>
• drama or theater.....	<input type="checkbox"/>	<input checked="" type="checkbox"/>
• music.....	<input checked="" type="checkbox"/>	<input type="checkbox"/>
• physical education.....	<input checked="" type="checkbox"/>	<input type="checkbox"/>
• opportunity for civic or community engagement.....	<input checked="" type="checkbox"/>	<input type="checkbox"/>
• internet safety program.....	<input checked="" type="checkbox"/>	<input type="checkbox"/>
• International Baccalaureate.....	<input type="checkbox"/>	<input checked="" type="checkbox"/>
• extracurricular activities.....	<input checked="" type="checkbox"/>	<input type="checkbox"/>
• athletics.....	<input type="checkbox"/>	<input checked="" type="checkbox"/>
• preschool program.....	<input checked="" type="checkbox"/>	<input type="checkbox"/>
• full-day kindergarten program.....	<input checked="" type="checkbox"/>	<input type="checkbox"/>
• before-and-after-school care program.....	<input checked="" type="checkbox"/>	<input type="checkbox"/>

Safety and Discipline

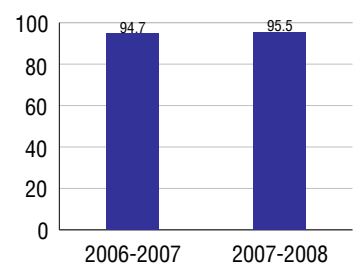
Safe schools are a top priority for parents, teachers, and communities. Your school safety and discipline record for the 2007-2008 school year is:

Type of Incident	Number of Incidents Reported	Percent of Total Incidents
Substance Abuse - Drugs		
Substance Abuse - Alcohol		
Substance Abuse - Tobacco		
Felony Assaults		
Fights		
Possession of Dangerous Weapons		
Other Violations Code of Conduct	15	100.0%

Student Attendance and School Calendar

2007-2008	Your School
Enrollment	375
Average Daily Attendance	358
Student Dropouts	N/A

Attendance Rate



Student Information Over Time

	2005-2006	2006-2007	2007-2008
Student Enrollment Stability	98.1%	97.2%	97.3%
Students Eligible for Free and Reduced Lunch	6.6 %	7.5 %	10.4 %

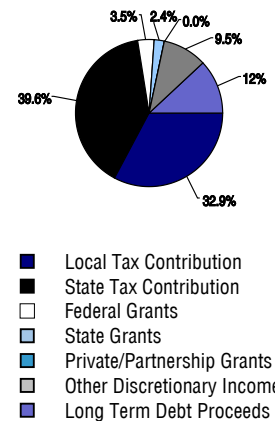
For more information and further details about this report, visit www.state.co.us/schools
 Colorado Department of Education, 201 East Colfax Ave. Denver, CO 80203
Edith Wolford Elementary School
 1040/2524/E
 13710 Black Forest Road . Colorado Springs, CO 80908 . 719-234-4300
 10/20/2008

DISTRICT TAXPAYER'S REPORT

Sources of School District Revenue 2007

Local Tax Contribution	\$72,894,575
State Tax Contribution	87,704,768
Federal Grants	7,697,165
State Grants	5,344,051
Private/Partnership Grants	106,705
Other Discretionary Income	21,038,721
Total District Operating Revenue	\$194,785,985
Long Term Debt Proceeds	26,704,026
Total District Revenue	\$221,490,011
Total District Operating Revenue Per Pupil =	\$9,707
Total District Revenue Per Pupil (Including Long Term Debt) =	\$11,037
District Per Pupil Operating Revenue =	\$5,723
State Average Per Pupil Operating Revenue =	\$6,080

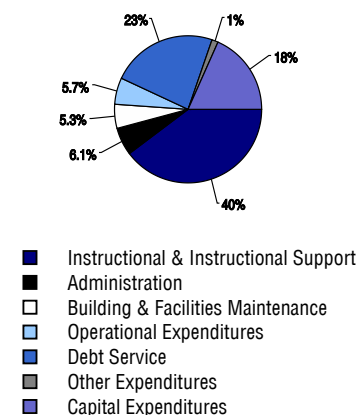
District Source of Funds 2007



District Use of Funds 2007

Instructional & Instructional Support	\$114,062,404
Administration	17,500,697
Building & Facilities Maintenance	15,242,632
Operational Expenditures	16,214,407
Debt Service	67,378,705
Other Expenditures	3,863,903
Total District Operating Expenditures	\$234,262,748
Capital Expenditures	52,595,270
Total District Use of Funds	\$286,858,018

District Use of Funds 2007



District Debt and Capital Construction & Equipment

Total Outstanding Bonded Debt	\$212,614,463
Average Annual Percentage Interest Rate on Debt	4.5%
Amount Raised from Most Recent Bond	\$163,000,000
Amount Spent on New Buildings During Last 2 Years	\$59,382,173

Accreditation

Accreditation is Colorado's primary accountability system, incorporating achievement levels, academic growth, achievement gaps, post-secondary readiness, improvement planning, and compliance. The state accredits districts and districts accredit individual schools.

District Accreditation Status for the 2007-2008 school year:


Voter Approved Funding Changes

Your community did /did not hold an election in November 2006

The following items have been approved by voters:

- TABOR Override
- Bond
- Mill Levy Increase

EDITH WOLFORD ELEMENTARY



ACADEMY 20

<http://www.asd20.org/education/district/district.php?sectionid=1>

School Accountability Report 2007-2008 School Year

School Performance Summary

Overall Academic Performance on State Assessments **High**

Academic Growth of Students **High**

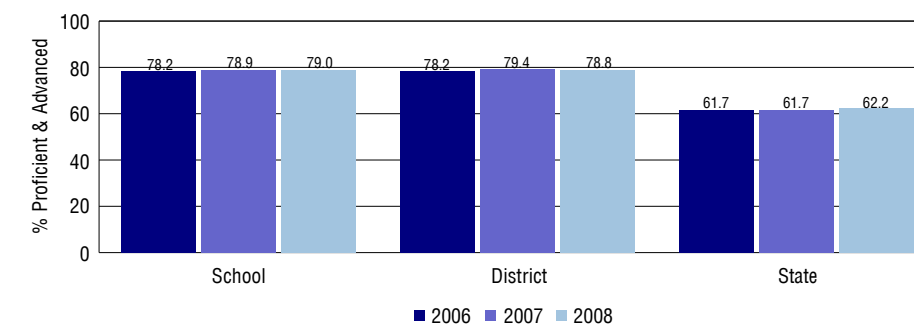
Overall Academic Performance on State Assessments

Each school in the State received a rating of "Excellent", "High", "Average", "Low", or "Unsatisfactory" for student academic performance based on 2007-2008 CSAP and COACT results. The rating is calculated using weighted percentages of each CSAP proficiency level for all content area and grade results for the school, as well as average COACT Reading, Writing, and Math Grade 11 results.

Academic Growth of Students

Each school in the State received a rating of "Low", "Typical", or "High" for student academic growth based on CSAP results. The calculation method is new for 2007-2008. The rating is calculated using student percentile scores matched over two years. More information about the Overall Academic Performance rating and Academic Growth of Students calculations can be found here: http://www.cde.state.co.us/cdeassess/SAR_Info.html.

Percent Proficient and Advanced for Elementary Grades for All Content Areas



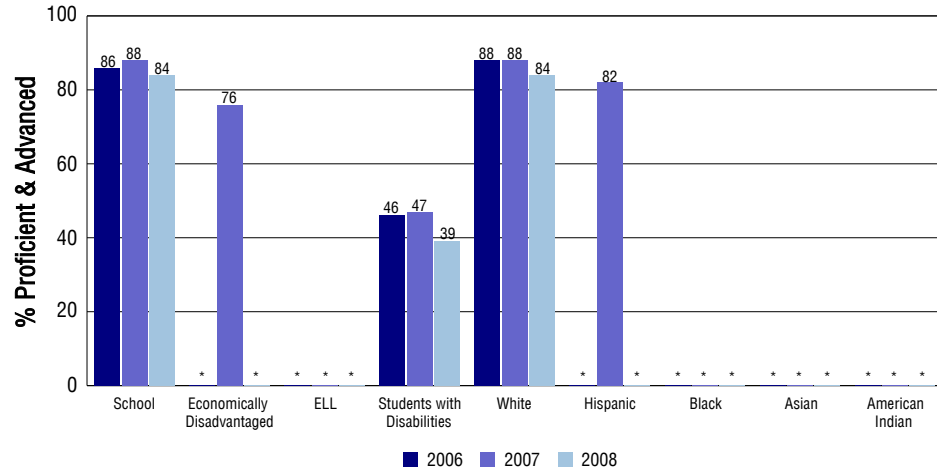
Student Test Scores Used For Calculating Overall Academic Performance

97.5%	Test Scores Counted
0.0%	Test Scores not used due to Language
2.5%	Test Scores not used due to New Student

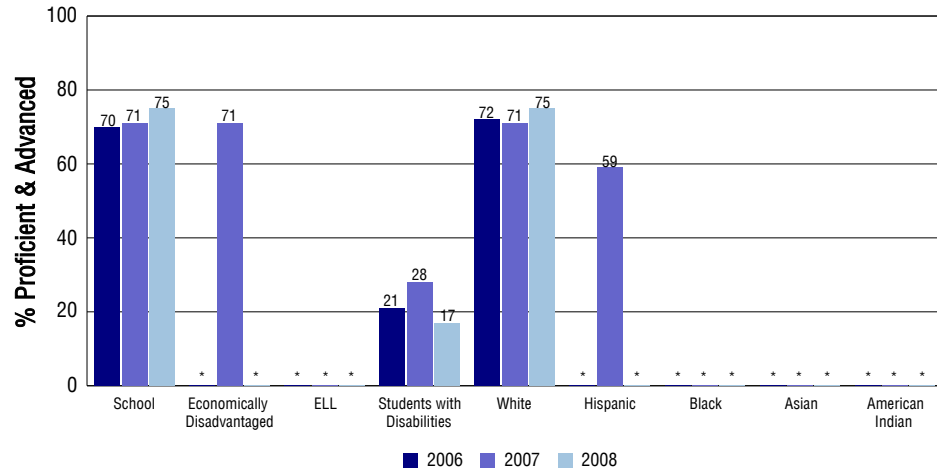
STUDENT PERFORMANCE

These graphs show the percent Proficient and Advanced trends over the past three years for Reading, Writing, and Math. Results are presented for the entire school for all reported grades as well as for different subgroups. Note: * indicates any group with less than 16 student results to be reported.

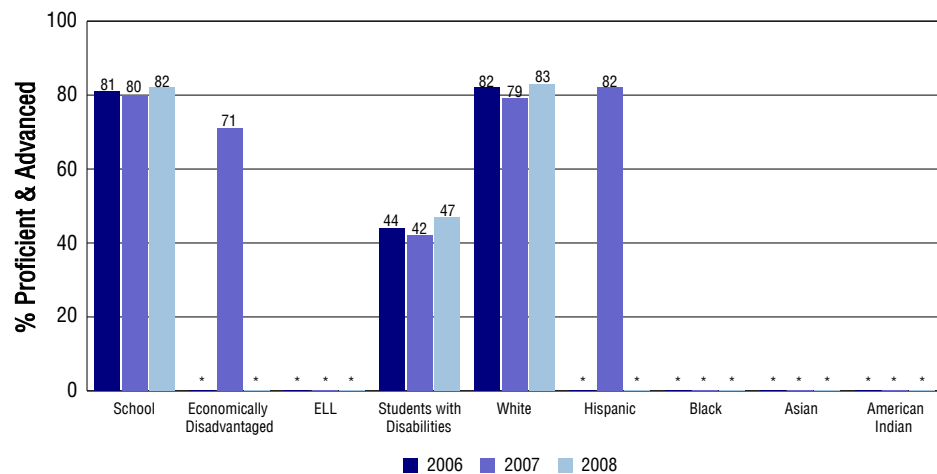
Reading



Writing



Math



SCHOOL INFORMATION

School Pride (as submitted by your district)

- Monthly character assemblies are held to honor students who consistently demonstrate good character, focusing each month on one of ten character traits.
- Daily televised news reports. "The Nutty News" provides students an opportunity to research, write & present school & community information to students & staff.
- Attention to student wellness through annual schoolwide events that include: Feet for Fitness, Field Day, and the Wild Wolford Run.
- Active parent and senior communities provide support to our students and staff as classroom volunteers and as participants in our parent organizations.

School Goals (as submitted by your district)

All students will exhibit individual growth annually in all content areas as demonstrated by multiple measures. In an effort to educate and honor the whole child, all students will be equipped with the necessary tools to be and feel successful and to be contributing members of our community. Through the use of data and staff collaboration, interventions will be provided for students not meeting academic standards.

No Child Left Behind - Adequate Yearly Progress

Did your school make AYP in reading?	Yes	Math?	Yes
How many targets does your school have?	12	Met?	12

Based on this school's academic performance, your child may be eligible for one or more of the following; ask your school if your child qualifies for:

Extra academic instruction either before or after-school, or in the summer
Mentoring

For additional information regarding Adequate Yearly Progress please visit
<http://www.cde.state.co.us/FedPrograms/ayp/index.asp>

How Edith Wolford Elementary School Compares To Elementary Schools Within A 75-Mile Radius

School	Program Type	Academic Performance	Academic Growth
Ray E Kilmer Elementary School(1)		Excellent	Typical
Discovery Canyon Campus School		High	Typical
Mountain View Elementary School		Excellent	Typical
Explorer Elementary School		Excellent	Typical
Prairie Hills Elementary School		High	Typical
Academy International Elementary School		Excellent	Typical
Banning Lewis Ranch Academy(2)	Charter	High	Typical
The Classical Academy Charter	Charter	High	Typical
Academy Endeavour Elementary School		Excellent	Typical
The Da Vinci Academy School	Magnet	High	Typical

1 Located in Lewis-Palmer 38 School District.
2 Located in Falcon 49 School District.

ABOUT OUR STAFF

School Employment

Each year, your district reports to the Colorado Department of Education on the number of adults who work in your school, as well as the type of work they do. Last year, your school employed:

	Your School		District	
	Full Time	Part Time	Full Time	Part Time
Teachers	24	5	1207	174
Paraprofessionals	12	11	297	208
Administrators	2	0	128	5
Other Professionals	1	0	142	68
School Support	5	3	439	195
School Counselors	0	1	44	19
School Librarians	0	0	13	6
Total Staff	61		2880	

Students per Teacher Ratio

	Student Enrollment	Students per Teacher
Grade 1	46	12.3
Grade 2	57	15.2
Grade 3	54	11.4
Grade 4	109	15
Grade 5	52	13.9

Professional Experience of Teachers

	Your School	District
Average years of teaching experience	12	11
Percent of teachers teaching in the subject in which they received their degree	N/A	N/A
Number of teachers with Masters or Doctoral degrees	15	758
Teachers with 3 years or more of teaching experience	28	1149
Teachers with less than 3 years of teaching experience	1	232
Number of professional development days	4	4

Salaries

	Your School	District	State
Average Teacher Salary	\$47,235	\$44,227	\$47,494
Average Administrator Salary	\$79,196	\$85,591	\$80,444

Principal: Robert Wedel

Number of years as Principal at this school: 1 (New Hire 2007/2008)

Number of years as Principal at any school: 8